
SIMPLIFYING WINDOW AND DOOR REPLACEMENT

An Informative Guide from
Marvin Windows and Doors



 **Integrity**
from **MARVIN**
Windows and Doors
Built to perform.

MARVIN 
Windows and Doors
Built around you.®



YOU'VE SEEN THE SIGNS—IT'S TIME TO REPLACE YOUR WINDOWS AND DOORS.

Drafty windows. Doors that stick. Loss of energy efficiency. These are just some of the reasons you might consider replacing your windows and doors. And once you replace them, you may be surprised at how big a difference it can make. By replacing your windows and doors, you're not only improving the look and feel of your home, you're enhancing the way you live in it.

This Replacement Guide, provided by Marvin® Windows and Doors, helps to simplify the process and clarify the details that will make the biggest impact to your home, lifestyle and investment.

Marvin® Ultimate Inswing French Doors



Integrity® Wood-Ultrex Double Hung



Marvin® Ultimate Casement

GETTING STARTED – 5 KEY CONSIDERATIONS

Every replacement project is unique, but the goals are the same—choosing windows and doors that will add to the energy efficiency, beauty and value of your home from the moment they're installed. If you choose wisely, your replacement windows and doors will continue to enhance your home for many years to come.

1

WINDOW AND DOOR TYPES

Windows and doors—how they operate and why placement matters.

2

COMPARING MATERIALS

Find the window and door material that best suits the architecture of your home, while providing the strength and durability you need.

3

COMFORT AND ENERGY EFFICIENCY

What to look for to achieve long-term performance, comfort and energy cost savings.

4

BEAUTY AND STYLE

Design details that reflect your style and complement your home, inside and out.

5

MAKING AN INFORMED CHOICE

Learn how the decisions you make now can add value over the course of your home's lifetime.



WINDOW AND DOOR TYPES – FINDING THE BEST FIT

WINDOWS THAT CRANK, LIFT OR SLIDE. DOORS THAT SWING OR SLIDE. The type of product you choose and how it operates will help you determine the best window or door for your project. Keep in mind where the window or door will be located, and what you want to accomplish in each room—increase air flow, capture a stunning view or add more natural light.



1



3



5



2



4



6

1. **DOUBLE HUNG**

The most popular type of window, most commonly used in traditional homes. Two sections of framed glass sliding bottom up, or top down.

2. **CASEMENT**

This window is hinged on the side, and swings inward or outward like a door, letting air flow freely.

3. **GLIDER**

Designed specifically for horizontal operation. Glass-framed panels slide open on tracks, so there's no lifting involved.

4. **AWNING**

Hinged on top and swings outward, so you can leave it open when it rains. Often placed higher for added privacy and natural light.

5. **BAY AND BOW**

Bays feature a fixed center window, with venting windows angled on the sides. Bows are made up of a series of windows connected in a gentle curve.

6. **TILT TURN**

Dual-function window with two methods of operation; swings in like a door or tilts in from the top for ventilation, both with one-handed control.



Marvin® Ultimate Sliding French Doors

SLIDING DOORS

Open by sliding on a horizontal track. A great source of natural light, and sliding doors require less space, giving you more design flexibility.

French – An elegant and classic look.

Patio – A sophisticated, contemporary design.



SWINGING DOORS

Hinged on either side, Inswing or Outswing. Placement considerations should include your climate and the space the door swings open to.

French – A traditional look with endless design combinations to complement any room.



SCENIC DOORS

Lift. Slide. Fold. The largest doors on the market, they truly expand the view. These doors can virtually disappear when open, providing a seamless transition to the great outdoors. Available in Lift and Slide, Multi-Slide and Bi-Fold.



FOR FURTHER CONSIDERATION

When choosing replacement windows, keep in mind window location and access needs. Remember, you can replace a window with a different type that's better suited for the space.

- Casements for hard to reach places—like over a kitchen sink
- Tilt Turns... an alternative to a balcony door, or for an emergency exit option
- Double Hungs are easy to clean from the inside with tilt-in wash mode
- Gliders are a good choice when space doesn't allow for swinging windows
- Specialty windows in various shapes can add drama to larger spaces

COMPARING MATERIALS – STRENGTH, PERFORMANCE AND DURABILITY

There are a variety of window and door materials that can improve performance and complement the architecture of your home. Consider the exterior and interior materials your windows and doors are made of. It can impact the comfort and appearance of your home both short and long term.

VINYL

A common material for replacement needs, vinyl windows and doors feature a rigid, impact-resistant exterior that is low maintenance. Common colors include white and almond/beige.

VINYL-BASED COMPOSITES

Vinyl composite windows are made from a mixture of synthetic and natural materials, such as vinyl and wood. Fibrex® is a popular example. The addition of wood fibers provides a better expansion and contraction rate than all vinyl.

FIBERGLASS

Comprised of glass fiber and resin, fiberglass is strong, durable and a good insulator. Low maintenance, superior strength and energy efficiency make fiberglass ideal for many homes.

ROLL-FORM ALUMINUM

Roll-form Aluminum is a low-maintenance material typically suitable only in mild climates. It's relatively thin, like a pop can, so it has a tendency to conduct heat and cold. Plus, in harsh environments it can corrode quite easily.

WOOD

Wood is strong and a good insulator, adding beauty inside and outside the home. Wood exteriors do require regular painting, staining and repairing. That's why many manufacturers offer a wood window that's clad with vinyl, aluminum or fiberglass. You get the beauty of wood on the inside, and a stronger, low-maintenance exterior.

WOOD CLAD FROM MARVIN

Marvin® is the only manufacturer to use extruded aluminum cladding as standard on all major clad components: frame, sash and divided lite bars. With a superior finish exceeding the industry's highest standards, Marvin's Wood Clad products (wood inside with an extruded aluminum covering on the outside) will retain its color, gloss and beauty for years to come.

ULTREX FIBERGLASS FROM INTEGRITY


Marvin recognized the benefits of fiberglass over 20 years ago and developed Ultrex® pultruded fiberglass for their Integrity® line of products. It won't crack, dent, chip or peel, and has a finish that's 3 times thicker than competitive finishes.



Ultrex is as strong as steel, **8x** stronger than vinyl, and **3x** stronger than Fibrex®. Fiberglass windows have a **38%*** longer useful life expectancy than vinyl.



EXTRUDED ALUMINUM



VS.



ROLL-FORM ALUMINUM

*"Life cycle assessment of windows for the North American residential market: Case Study," The University of British Columbia, Scandinavian Journal of Forest Research, 2008.



Integrity® Wood-Ultrex Double Hung

FOR FURTHER CONSIDERATION

Think of how you want your replacement windows and doors to look—and last.

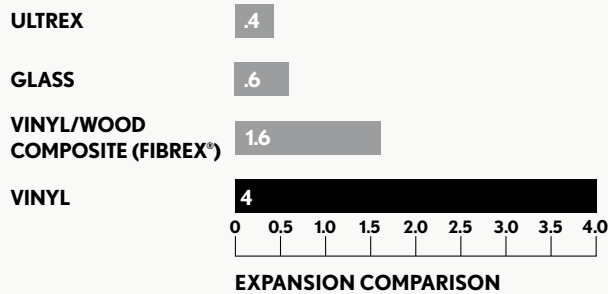
- Extruded aluminum is a great option for historic replacement or when matching existing products
- No matter the climate, it's crucial your windows and doors stay true and square to maintain your home's energy efficiency
- If you live by the coast, material strength and durability can affect your home's performance safety
- Look for products that have been third-party tested for strength and durability

COMFORT AND ENERGY EFFICIENCY

Windows and doors are one of the key elements to consider when looking to increase a home's energy efficiency. Did you know that **old, inefficient windows can contribute to losing as much energy as a 2ft. by 2ft. hole in the side of your house?*** Windows and doors help keep your house cool in the summer and warm in the winter. Replacing old, drafty windows and doors with energy-efficient ones can help **reduce your utility bills by up to 12%.****

INTEGRITY ULTREX

Ultrex® expands at virtually the same rate as glass and maintains a tight seal, so it's resistant to leaks, seal failures and stress cracks that can compromise energy efficiency and long-term performance.



MARVIN GLAZING OPTIONS

Marvin® has a wide range of glazing options and multi-pane configurations to meet the performance challenges of any climate. Glazing is a metallic coating applied to the glass to boost energy efficiency. Double or triple pane glass allows for enhanced energy efficiency. Insulating gases like argon are added between panes to slow the transfer of heat.



Tripane Glass

CHECK THE LABEL FOR ENERGY EFFICIENCY RATINGS ON EACH WINDOW OR DOOR.

ENERGY STAR® certification— Ensures a window or door → meets requirements determined by the U.S. government, indicating the window is energy efficient in the region where it will be used.

U-FACTOR:

Indicates how well a window keeps heat inside your home. It's a measure of total heat flow through a window or door from room air to outside air. Lower numbers = greater insulating capabilities.



*Source: www.energyefficientchoices.com

**Source: www.energystar.gov

*** Sustainable Energy Coalition at sustainableenergycoalition.org

**** ENERGY STAR is a joint program of the U.S. Environmental Protection Agency and the U.S. Department of Energy, helping us all save money and protect the environment through energy-efficient products and practices.

FOR FURTHER CONSIDERATION

Superior energy efficiency provides the dual benefit of comfort and cost savings.

- Low E coatings on glass minimize UV rays without affecting visibility
- Low E coatings can **cut heating costs by 34%** in cold climates and **cooling costs by 38%** in warm climates***
- ENERGY STAR® certified products **cut heating and cooling costs by 12%** over non-qualified products****



MARVIN WINDOWS AND DOORS

Marvin®, an industry leader, offers a wide selection of products that meet or exceed ENERGY STAR® guidelines, and many even meet the Most Efficient guidelines.

This will help you balance your initial product investment with long-term performance, comfort and energy cost savings.

BEAUTY AND STYLE – COMPLEMENT YOUR DECOR

Whether you're doing a partial replacement project and looking to match existing windows and doors, or you're going for an entirely new feel, there are numerous style options to help you achieve your project goals. From classic to contemporary, traditional to modern—it's easy to create windows and doors that will complement your personal style, and your home's design and architecture.

FINISHES/STAINS

With factory-applied interior finishes, your windows and doors are ready to install the day they arrive. This saves time and avoids a mess in your home. Choose a lighter color to complement a simple, natural decor. A rich, darker shade can serve as a dramatic focal point.




DIVIDED LITES

Every detail matters. Grilles and Divided Lites let you stylishly customize your windows and doors.



HARDWARE FINISHES

You should choose hardware for your new windows and doors that matches, or complements, other design elements in the room. Some homeowners want the hardware to blend in, some prefer a more dynamic contrast.



HARDWARE STYLE

Select hardware to complement your style, from contemporary to traditional or cranking to folding.





Marvin® Interior Shades

INTEGRATED INTERIOR SHADES FOR A WINDOW OR DOOR

This innovative feature blends in seamlessly with your decor and can reduce energy use in your home.* Exclusively from Marvin®, these elements can enhance and improve the overall effect of your new windows and doors.

FOR FURTHER CONSIDERATION

Think of how windows and doors can be an extension of your style.

- If you're doing a partial replacement project, consider products with a standard finish that can be easily replicated throughout your home
- A dark stain on wood windows is a dynamic contrast with white shiplap
- An all-black window or door can add instant drama and sophistication to any space, whether it's a contemporary dining room, a modern classic bedroom or a transitional living room

* Source: www.energy.gov/energysaver/articles/energy-efficient-window-treatments



MAKING AN INFORMED CHOICE

The end result of your window or door replacement project should bring a smile to your face, not just for aesthetic reasons, but also because you know you made a good investment. Windows and doors do much more than provide a view or let the light in. They help define the style of your home, provide comfort and could make your home more energy efficient. Making informed choices when choosing quality windows and doors can help ensure your investment pays off now and well into the future.

MARVIN® AND INTEGRITY® PRODUCTS— THE BEST VALUE ON THE MARKET.

- Marvin and Integrity's ENERGY STAR® qualified windows and doors **can save you 12%** on your total energy bill.*
- Marvin's commercial-grade finish comes standard on all products, providing superior resistance to fading and chalking.
- Ultrex® is the first and only fiberglass finish to be third-party verified, and it's virtually maintenance-free—no sanding, scraping or painting.



MARVIN AND INTEGRITY WARRANTIES— A CLASS ABOVE THE REST

Window warranties vary, but a common thread is baseline coverage. Most cover problems caused by defects in material or workmanship. However, some prorate coverage as the window ages. You should also be aware that some "lifetime" warranties often contain tricky qualifiers in the fine print, and are not transferrable if you sell your home. Every Marvin and Integrity window and door is covered by a full 20 years on glass seals and 10 years on manufacturing defects that result in chalk or fade.** Marvin and Integrity warranties are also fully transferable. Ideal if you are replacing windows and doors before you put your house on the market.

* Source: www.energystar.gov

** Some colors may not qualify for the 20 year warranty. For details, contact your local dealer. For a copy of the Marvin warranty, see Marvin.com.

TAKING IT TO THE NEXT STEP

YOUR GO-TO RESOURCE

Visit a showroom to experience the options for yourself and find the best solution for your project. Window and door displays in home-like settings give you a “real feel” for how they look and operate. The more you know, the more confident you will feel about moving forward and making the commitment to get started. Visit [marvin.com](https://www.marvin.com) to find a dealer near you.

CHOOSING AN INSTALLER

If you have a contractor you’ve worked with before, they can work directly with a dealer. Or you can work with a Marvin® Authorized Replacement Contractor, who will partner with you through the entire replacement process.

WINDOW AND DOOR ANATOMY

WINDOW ANATOMY

1. FRAME

The framework that surrounds and supports the entire window system—comprised of the head, jamb and sill.

2. HEAD

Horizontal part forming top of frame.

3. SILL

Bottom part of the frame; angled to shed water.

4. SASH

Movable or fixed frame that supports the glass.

5. SASH LOCK

Hardware that secures the top and bottom sashes.

6. CHECK RAIL


Where the two sashes lock together.

7. BARS

Slender strips that divide the glass. Also called muntins or grilles.

8. GLASS

Can be tailored to a wide range of performance requirements.



DOOR ANATOMY

1. FRAME

The framework that surrounds and supports the entire door system—comprised of the head, jamb and sill.

2. HEAD

The main horizontal part forming the top of the door panel.

3. SILL

Bottom horizontal part of frame providing performance and durability.



EVERY COMPANY HAS A HISTORY. MARVIN HAS A HERITAGE.

For over 100 years, Marvin® Windows and Doors has established a reputation for superior craftsmanship and innovative products. Built in America and guided by the family values upon which the company was founded, Marvin is poised to continue providing high-quality, world-class products you can trust.



Your local Marvin® and Integrity® Dealer is uniquely qualified to help you select the perfect window and door solution to fit your individual style and needs. They understand the local landscape, building requirements, climate issues and more. For beautiful results, get started today!

MARVIN
DESIGN GALLERY
by Evanston Lumber

930 North Shore Dr.
Lake Bluff, IL
847-615-1003
MarvinByEvanstonLumber.com